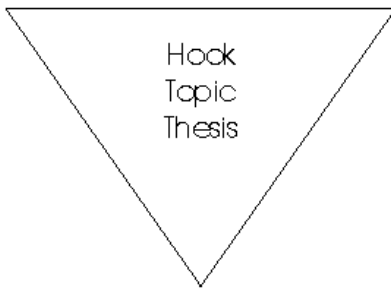


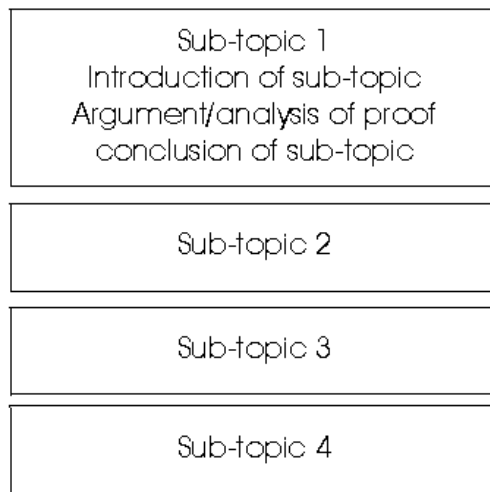
TEXTUAL ANALYSIS WRITING FORMAT

INTRODUCTORY PARAGRAPH

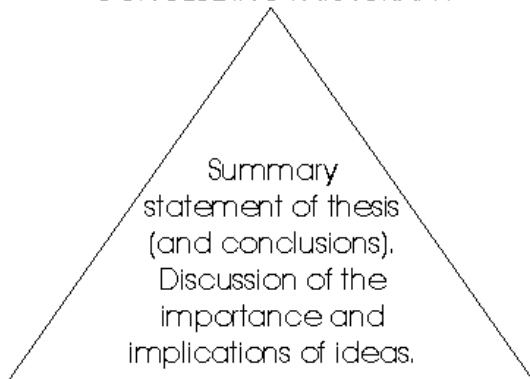


BODY

(use as many paragraphs as necessary)



CONCLUDING PARAGRAPH



INTRODUCTION:

Introduce the following:

- text type
- time period?
- subject
- purpose
- audience (how can you tell?)
- * include a thesis that you can back up!

BODY PARAGRAPHS

(Sub-Topics) :

- * Each Sub-topic paragraph should have a topic sentence & a **link** to the whole
- * DETAILS on WHAT the piece says, HOW it says it, and WHY (for what purpose)?

Focus on:

- Content
- Structure
- Tone & Point of View
- Language use (literary techniques, syntax, diction)
- Style (and shifts in style)

... **& their EFFECTS on the reader**

*** Remember:

Your focus is on the relationship between the words on the page and the meaning/effects they create

CONCLUSION:

- * Summarize main points
- * Assess the effectiveness of the piece
- * Is it effective? Why or why not? Explain.

QUOTATIONS:

- * Make specific references to the language - use quotations/examples
- * Make sure you introduce every quotation, as necessary.
- * Quotations should always be explained
 - state how the quotation relates to the paragraph/essay thesis (Ex: the author's use of X creates the effect of Y.)

Basically you:

- 1) Tell them what you're going to tell them (intro)
- 2) Tell them (body)...brilliantly, with proof!
- 3) Tell them what you told them (conclusion)